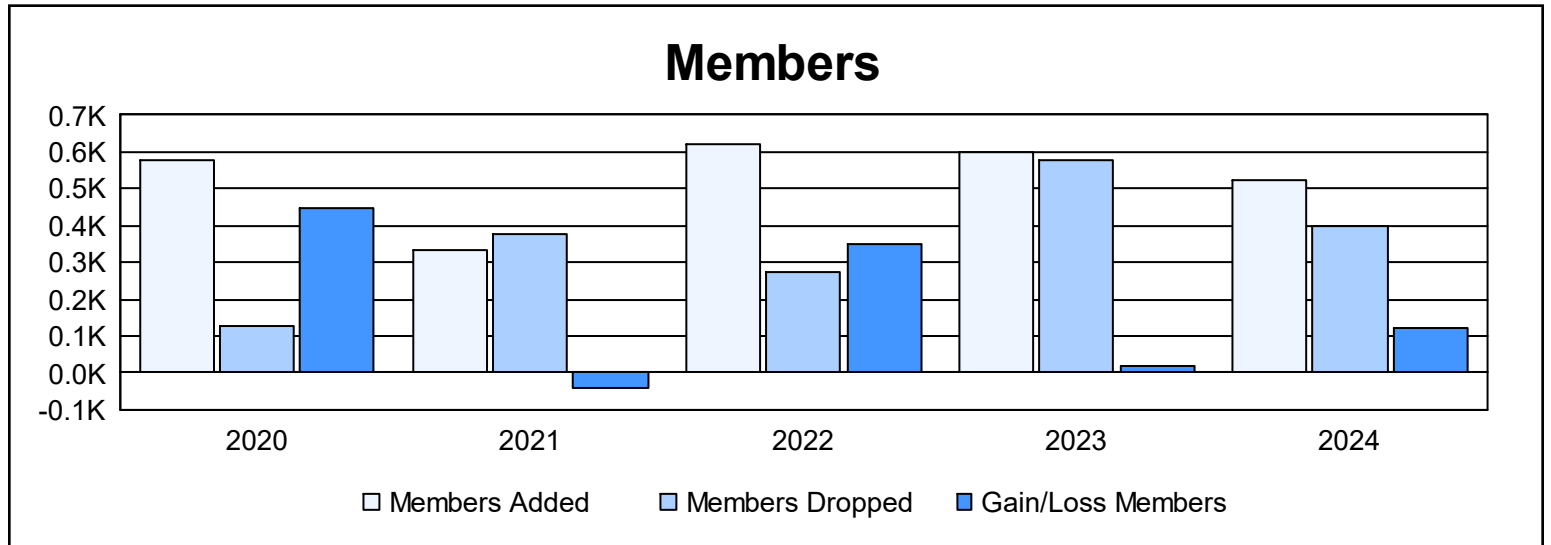
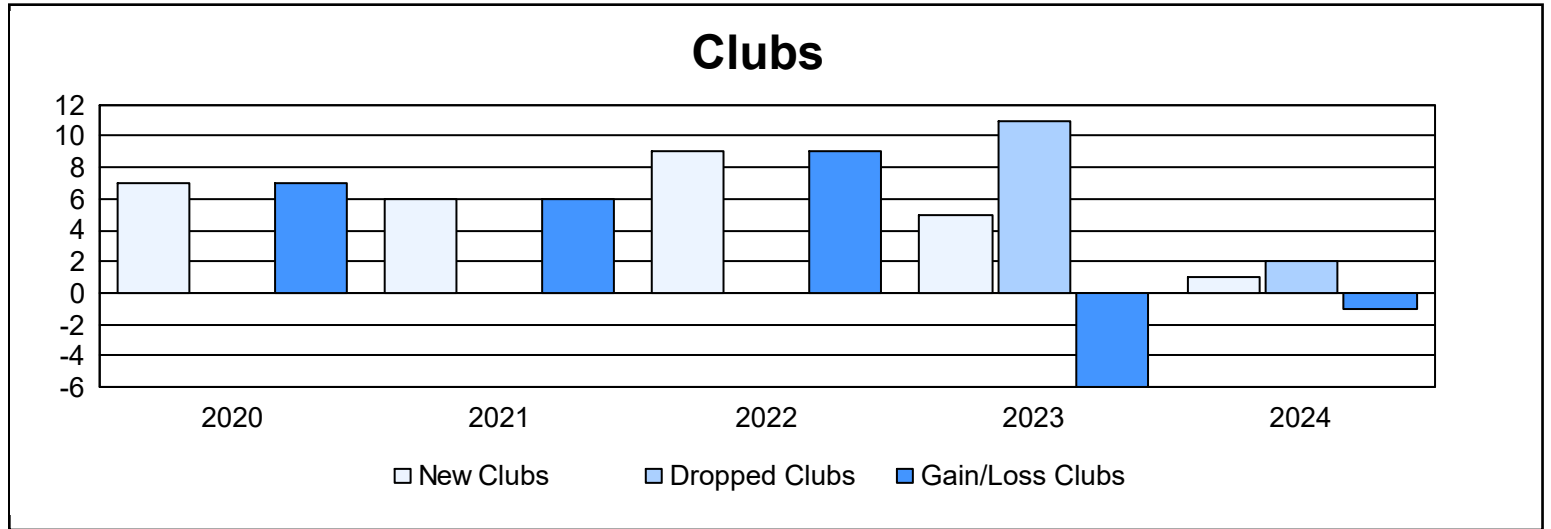
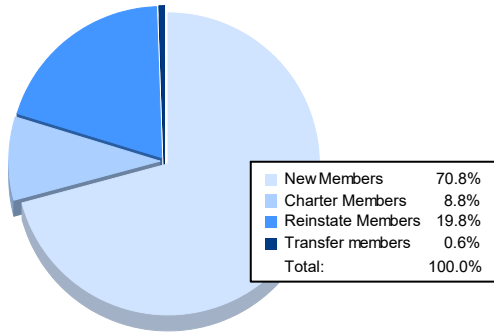


Year	New Clubs	Dropped Clubs	Gain/ Loss Clubs	New Members	Charter Members	Reinstate Members	Transfer Members	Total Member Added	Total Members Dropped	Gain/ Loss Members
2019-2020	7	0	7	336	221	17	1	575	125	450
2020-2021	6	0	6	165	162	7	0	334	376	-42
2021-2022	9	0	9	378	229	16	0	623	275	348
2022-2023	5	11	-6	432	142	18	6	598	577	21
2023-2024	1	2	-1	369	46	103	3	521	399	122
<b>Average</b>	<b>6</b>	<b>3</b>	<b>3</b>	<b>336</b>	<b>160</b>	<b>32</b>	<b>2</b>	<b>530</b>	<b>350</b>	<b>180</b>



### Membership Composition June 2024 Cumulative



### Gender Composition June 2024 Cumulative

